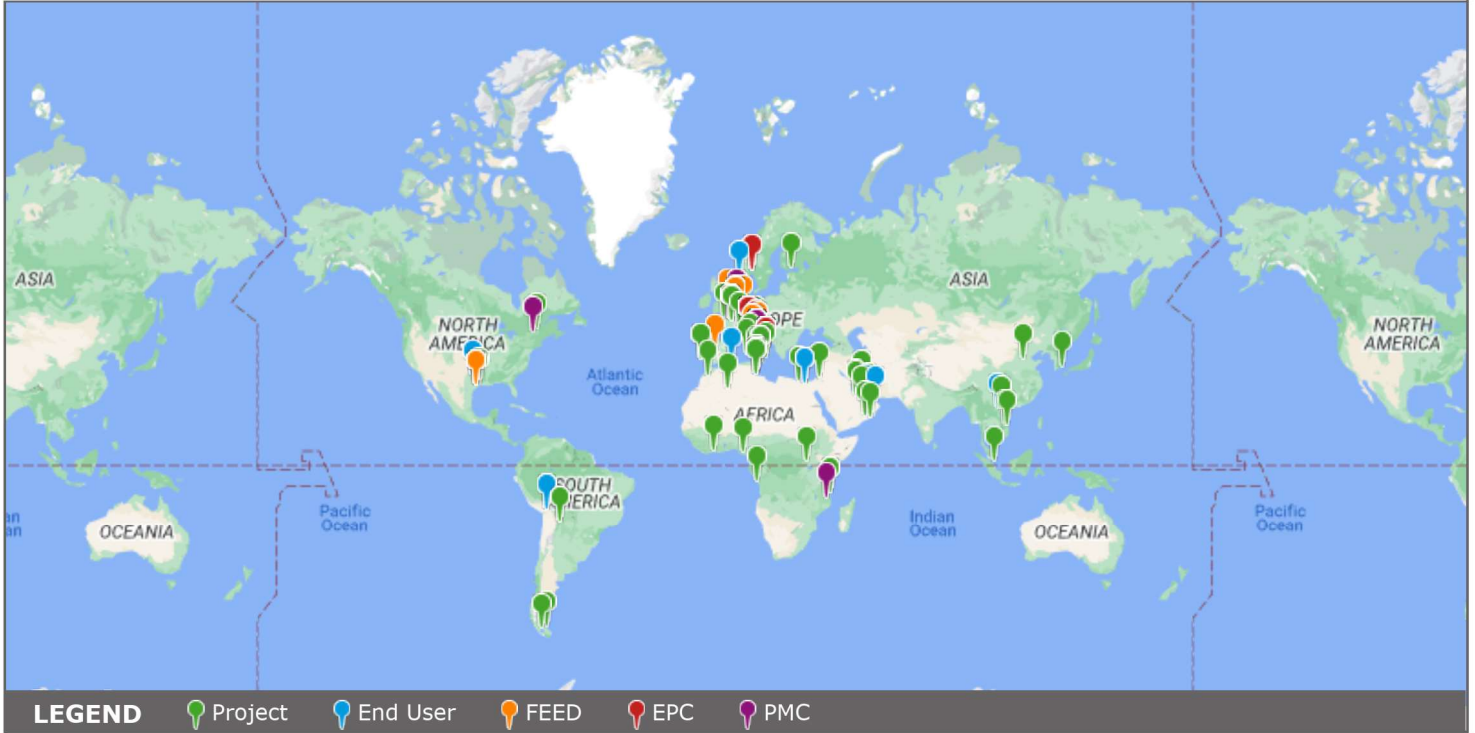




Projects linked to Italy



STATUS • ACTIVE

ALLCOUNTRY • ITALY

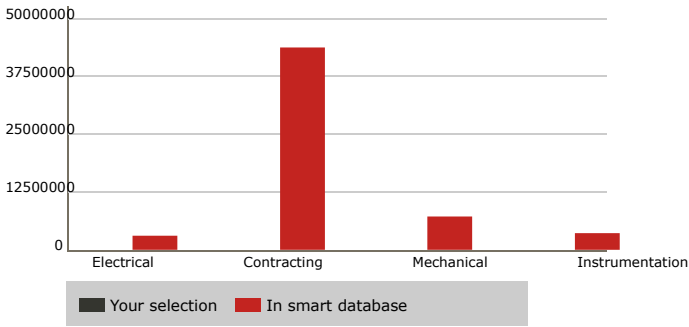
PACKAGES • **INSTRUMENTATION PRODUCTS, SYSTEMS & SERVICES** FLOW MEASUREMENT / LEVEL MEASUREMENT / PRESSURE MEASUREMENT / TEMPERATURE MEASUREMENT



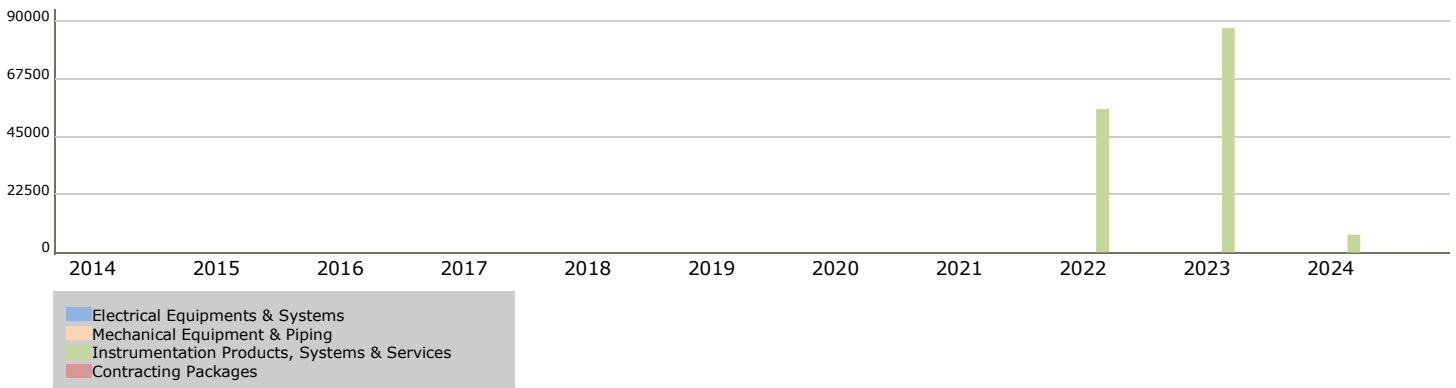
Document reference |

ProjectStatus : Active
AllCountry : Italy
Packages : Flow Measurement, Level Measurement, Pressure Measurement, Temperature Measurement

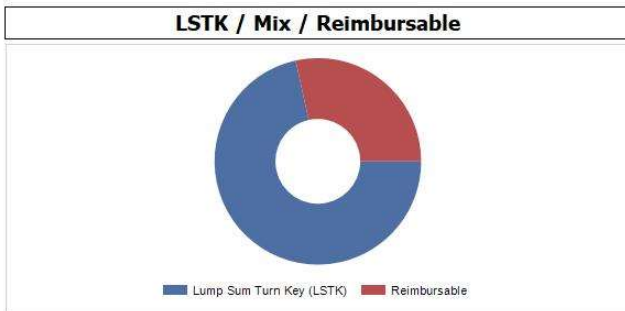
Your Selection (in KUSD)



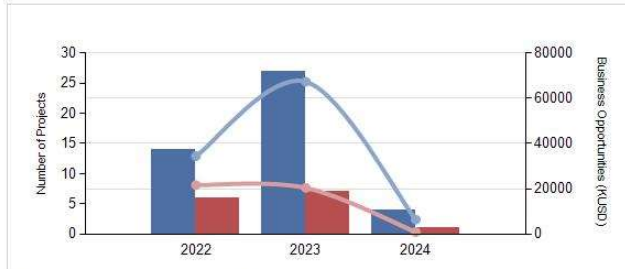
Business Pipeline (in KUSD)



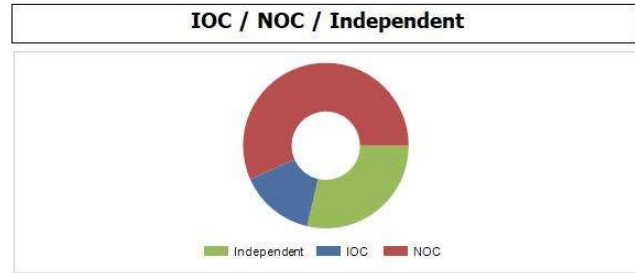
		Business Pipeline in KUSD											
		Smart Data	2014	2015	2016	2017	2018	2019	2020	2021	2022	2023	2024
Packages in KUSD	Electrical Equipments & Systems	0	0	0	0	0	0	0	0	0	0	0	0
	Mechanical Equipment & Piping	0	0	0	0	0	0	0	0	0	0	0	0
	Instrumentation Products, Systems & Services	151 060	0	0	0	0	0	0	0	0	56 070	87 670	7 320
	Contracting Packages	0	0	0	0	0	0	0	0	0	0	0	0
	Total of all the Packages	151 060	0	0	0	0	0	0	0	0	56 070	87 670	7 320



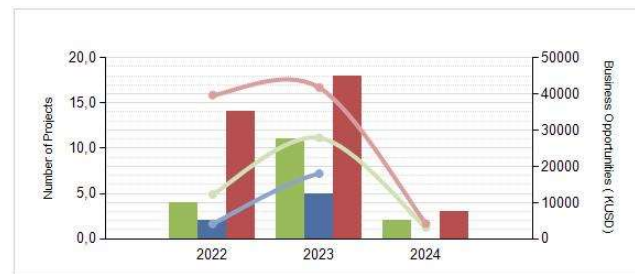
Type	Number of projects	%	BO in KUSD	%
Lump Sum Turn Key (LSTK)	45	76%	108 080	72%
Reimbursable	14	24%	42 980	28%
All	59	100%	151 060	100%



ProjectStatus : Active
AllCountry : Italy
Packages : Flow Measurement, Level Measurement, Pressure Measurement, Temperature Measurement



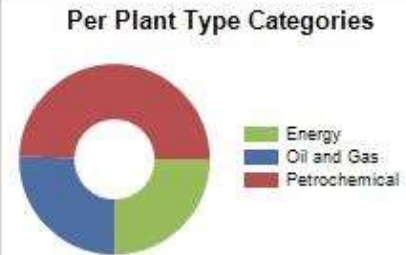
Type	Number of projects	%	BO in KUSD	%
Independent	17	29%	43 270	29%
IOC	7	12%	22 170	15%
NOC	35	59%	85 620	57%
All	59	100%	151 060	100%



ProjectStatus : Active
AllCountry : Italy
Packages : Flow Measurement, Level Measurement, Pressure Measurement, Temperature Measurement

Business Opportunities

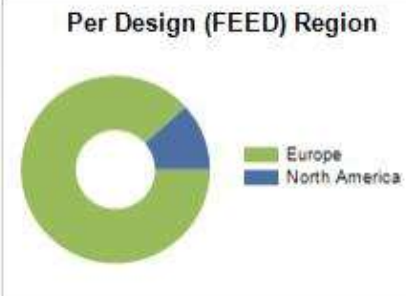
Categories	Number of projects	%	BO in KUSD	%
Energy	20	34%	37 670	25%
Oil and Gas	19	32%	38 660	26%
Petrochemical	20	34%	74 730	49%
All	59	100%	151 060	100%



Project Site Location	Number of projects	%	BO in KUSD	%
Africa	17	29%	47 210	31%
Asia-Pacific	6	10%	16 430	11%
Europe	21	36%	41 220	27%
Middle East	8	14%	23 040	15%
North America	3	5%	10 320	7%
South America	4	7%	12 840	8%
All	59	100%	151 060	100%



Project Design (FEED) Location	Number of projects	%	BO in KUSD	%
Europe	54	93%	133 360	88%
North America	4	7%	17 590	12%
All	58	100%	150 950	100%



Project (EPC) Execution Location	Number of projects	%	BO in KUSD	%
Europe	20	100%	53 810	100%
All	20	100%	53 810	100%



ProjectStatus : Active
AllCountry : Italy
Packages : Flow Measurement, Level Measurement, Pressure Measurement, Temperature Measurement



Document reference |

Generic name	End User Name	Country of project site location	Capital expenditure MUSD	Business Opportunities according to your selection KUSD	FEED Year	EPC Year	Expected year of completion	Page
Adnoc Ruwais Compound	Abu Dhabi National Oil Company (ADNOC)	United Arab Emirates	400	2 770	2019	2022	2025	11
African Refineries Nigeria Port Harcourt Refinery Phase 1	African Refineries Port Harcourt Limited (ARPHL)	Nigeria	1 200	3 410	2022	2023	2025	15
Alia Servizi Ambientali Italy Empoli Waste to Chemical (W2C)	Alia Servizi Ambientali	Italy	100	2 100	2022	2023	2024	20
Aquaterra Energy Seawind Italy HyMed Wind to Hydrogen	Aquaterra Energy Ltd	Italy	2 500	3 010	2023	2024	2027	24
ChemOne Malaysia Johor Pengerang Energy Complex Aromatics	ChemOne	Malaysia	4 400	3 850	2021	2022	2026	28
Covestro Antwerp MDI	Covestro AG	Belgium	250	2 790	2018	2022	2024	32
Dubai Plastics to Liquid (PtL) Processing Plant	Dubai Holding	United Arab Emirates	110	2 290	2022	2023	2025	36
Echem New Alamein New Integrated Refinery and Petrochemical Complex	Egyptian Petroleum Holding Company (Echem)	Egypt	8 500	4 140	2022	2023	2027	40
EDF Dalmine Green Hydrogen	EDF	Italy	30	1 650	2021	2022	2024	45
ENEL Faro del Sur Wind-to-Hydrogen	Enel	Chile	300	2 480	2022	2023	2025	49
Enel Italy Porto Empedocle LNG Terminal	Enel	Italy	800	910	2022	2023	2025	53
ENGIE Le Havre Salamander Renewable Natural Gas (RNG)	Engie (formerly GDF Suez)	France	150	2 300	2022	2023	2028	57
Eni Gela Italy biorefinery Sustainable Aviation Fuel (SAF) upgrade	Eni	Italy	150	2 530	2021	2022	2024	61
Eni Mellitah Area C Bouri Gas Utilisation (BGU)	Eni	Libya	200	550	2020	2023	2025	66
Eni Mellitah NC41 Bahr Essalam Wellheads Platform A (WHPA)	Eni	Libya	800	1 330	2020	2023	2026	71
Eni Mellitah NC41 Carbon Dioxide Reinjection Pipeline	Mellitah Oil and Gas (MOG)	Libya	150	2 250	2020	2022	2025	76
Eni Mellitah NC41 Production Platform E (PPE)	Eni	Libya	1 000	1 080	2020	2022	2026	81
Eni Mellitah NC41 Production Platform E (PPE) Export Pipelines	Mellitah Oil and Gas (MOG)	Libya	400	3 040	2020	2023	2026	87

Generic name	End User Name	Country of project site location	Capital expenditure MUSD	Business Opportunities according to your selection KUSD	FEED Year	EPC Year	Expected year of completion	Page
Eni Mellitah Onshore Gas Treatment Plant	Mellitah Oil and Gas (MOG)	Libya	800	940	2021	2023	2026	92
Eni Mellitah Onshore New Sulfur Recovery Unit (SRU) and Hydrogen Sulfide (H2S) Unit	Mellitah Oil and Gas (MOG)	Libya	450	2 940	2021	2023	2026	97
Eni Mellitah Sabratha Platform Compression Module	Eni	Libya	150	500	2019	2022	2025	102
Eni Mozambique Area 4 Mamba to Rovuma Export Pipelines	Eni	Mozambique	2 000	6 230	2019	2023	2028	107
Eni New Gas Consortium (NGC) Qiluma - Maboqueiro (NAG-1) New Gas Processing Plant	Eni	Angola	2 000	1 770	2019	2022	2025	112
Eni Oman Block 77 Gas Field Development	Eni	Oman	800	910	2020	2024	2027	117
Eni Tano CI-101 Baleine Phase-2 FPSO	Eni	Ivory Coast	2 500	1 910	2022	2023	2026	121
Equinor South Korea Ulsan Firefly Offshore Wind Farm	Equinor (formerly Statoil)	South Korea	2 500	160	2022	2024	2027	126
ExxonMobil Ca Voi Xanh (Blue Whale) Gas Treatment Plant (GTP)	ExxonMobil	Vietnam	2 000	1 650	2019	2023	2028	130
ExxonMobil US Gulf Coast Baytown New Polypropylene	ExxonMobil	USA	450	3 130	2019	2022	2025	135
Falck Tibula Energia Italy Sardinia Floating Offshore Wind Farm	Falck Renewables	Italy	1 000	110	2023	2024	2028	139
GPIC Bahrain Fertilizer Urea	Gulf Petrochemical Industries Co. (GPIC)	Bahrain	350	2 690	2021	2022	2025	143
IFFCO ProjetBecancour Methanol	ProjetBecancourt.ag	Canada	600	4 600	2018	2023	2026	147
Jordan (JPRC) Zarqa Refinery Expansion	Jordan Petroleum Refinery Company (JPRC)	Jordan	1 600	3 720	2018	2022	2025	152
MadoquaPower2X Portugal Sines Green Hydrogen	Madoqua	Portugal	400	2 740	2022	2023	2025	157
MadoquaPower2X Portugal Sines NH3 Green Ammonia	Madoqua	Portugal	500	2 850	2022	2023	2025	162
Masen Enel Noor 2 Phase 1 Solar Photovoltaic Bejaad	Enel	Morocco	50	40	2020	2023	2024	167
Melita TransGas (MTG) Gela Malta Hydrogen Pipeline	Melita TransGas (MTG)	Italy	500	3 290	2021	2023	2026	172
Neste Porvoo PULSE Biofuels Refinery Expansion	Neste	Finland	400	3 170	2021	2023	2026	176

Generic name	End User Name	Country of project site location	Capital expenditure MUSD	Business Opportunities according to your selection KUSD	FEED Year	EPC Year	Expected year of completion	Page
NextChem Italy Roma Hy2Use Waste to Hydrogen (W2H)	Maire Tecnimont	Italy	200	1 460	2022	2023	2027	180
Oman Oil Raz Markaz Oil Storage Terminal Phase-2	Oman Oil Company (OOC)	Oman	925	1 080	2016	2022	2025	184
Orascom (OCI) Texas Beaumont Blue Ammonia Expansion	Orascom Construction Industry (OCI)	USA	1 000	2 590	2021	2022	2025	190
Petrovietnam Dung Quat Refinery Expansion	PetroVietnam (PVN or Vietnam Oil and Gas Group)	Vietnam	1 800	5 210	2015	2022	2025	195
PIC Bahrain Aromatics	Kuwait Integrated Petrochemicals Industries Company (KIPIC)	Bahrain	1 500	4 980	2016	2022	2026	200
POGDC Shiraz Refinery Revamping	Parsian Oil & Gas Development Company (POGDC)	Iran	2 000	4 600	2016	2022	2025	205
Saipem Agnes Romagna 1 Offshore windmill	Qintâ€™x	Italy	250	70	2021	2023	2025	209
Saipem Agnes Romagna 2 Offshore windmill	Qintâ€™x	Italy	280	70	2021	2023	2025	213
SNAM Sardinia Portovesme LNG Terminal FSRU	Snam S.p.a.	Italy	268	580	2022	2023	2025	217
Solvay Tavaux Solef Polyvinylidene Fluoride (PVDF) Expansion	Solvay	France	300	3 030	2020	2022	2024	221
Sonatrach Eni Berkine Rebaa Nord (BRN) to MLE Gas Pipeline	Sonatrach	Algeria	500	3 130	2018	2024	2027	225
Sorgenia Iren Gioia Tauro LNG Terminal	Sorgenia	Italy	1 200	1 150	2022	2023	2026	230
Stavian Quang Yen Petrochemical Vietnam Polypropylene	Stavian Chemical JSC	Vietnam	1 500	3 420	2022	2023	2026	234
Total Fenix Offshore Platform	TotalEnergies (formerly Total)	Argentina	600	1 020	2017	2022	2025	238
Total Mozambique LNG (MZLNG) Phase 1	TotalEnergies (formerly Total)	Mozambique	10 000	8 630	2015	2023	2028	243
TotalEnergies Grandpuits Galaxie Sustainable Aviation Fuel (SAF)	TotalEnergies (formerly Total)	France	250	2 790	2021	2023	2025	249
TotalEnergies Grandpuits Refinery Conversion Polylactic Acid (PLA)	TotalEnergies (formerly Total)	France	150	2 650	2021	2023	2025	253
Uganda Hoima Kabaale Refinery	Uganda National Oil Company (UNOC)	Uganda	4 000	5 320	2018	2023	2027	258
Versalis Italy Porto Marghera Waste to Chemical (W2C)	Versalis	Italy	75	1 970	2022	2023	2024	263

Generic name	End User Name	Country of project site location	Capital expenditure MUSD	Business Opportunities according to your selection KUSD	FEED Year	EPC Year	Expected year of completion	Page
Xinji Energy Chemical China Melamine	Xinjiang Xuefeng Technology	China	200	2 140	2022	2023	2025	267
YPFB Bolivia Tarija Gran Chaco Ethylene	Yacimientos Petroliferos Fiscales Bolivianos (YPFB)	Bolivia	1 200	4 830	2014	2022	2024	271
YPFB Bolivia Tarija Gran Chaco Propylene - Polypropylene	Yacimientos Petroliferos Fiscales Bolivianos (YPFB)	Bolivia	600	4 510	2015	2023	2027	276